

Scaled data based on original data using
LM-79-08 Approved Method: Electrical and Photometric Measurements of Solid-
State Lighting Products

Test Report Prepared for
Cooper Lighting Solutions
(formerly Eaton)

Brand: INVUE

Report Number: P367414

Luminaire Tested: **MSA-SA2C-730-U-5NQ**

Issue Date: 12/2/2019

Test Information

Test Method: LM-79-08
Report Number: P367414
TEST IS SCALED FROM IESNA LM-79-08 TEST DATA (G2-1910-543-5)
Test Lab: INNOVATION CENTER
Issue Date: 12/2/2019
Manufacturer: COOPER LIGHTING SOLUTIONS (FORMERLY EATON)
Product Line: INVUE
Catalog Number: MSA-SA2C-730-U-5NQ
Description: MESA POST TOP DECORATIVE LUMINAIRE. (2) LIGHTSQUARES WITH 16 LEDS EACH AND TYPE V NARROW OPTICS.
Light Source: -
Ballast/Driver: ELECTRONIC DRIVER

Summary

Lumens per Lamp: N/A
Luminaire Lumens: 11496 lumens
Efficiency: N/A
Efficacy: 101.7 lumens/watt
Luminous Opening: Rectangular (W 0.5' x L: 1' x H: 0')
IES Classification: Type V - Short
BUG Rating: B3 - U0 - G1

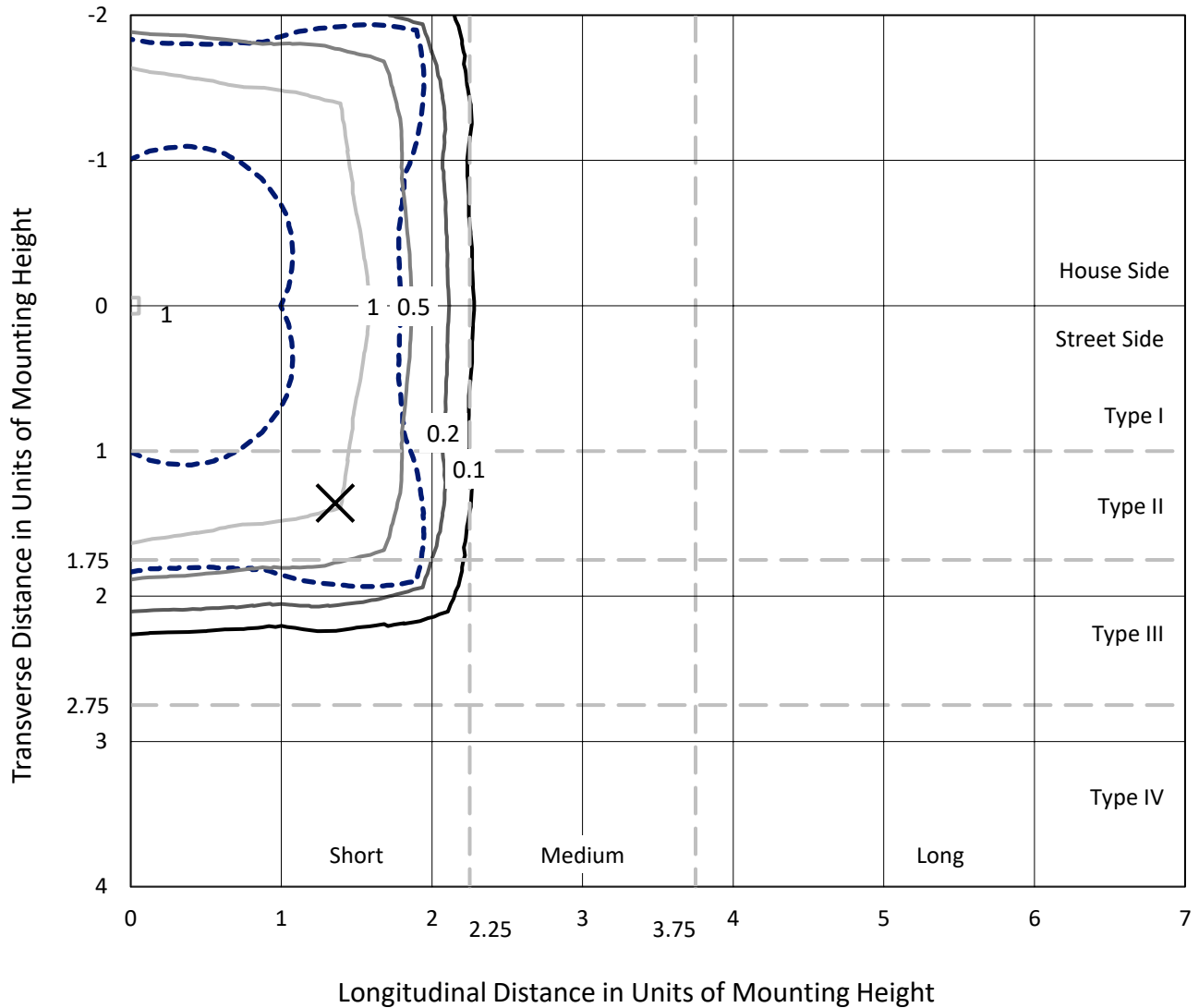
Input Watts (W): 113
Input Voltage (V): NR
Input Current (Ain): NR
Voltage Rise (V): NR
Power Factor: NR
Total Harmonic Distortion (THDi): NR
Frequency (hertz): 60
Stabilization Time: NR
Operation Time: NR
Ambient Temperature (°C): NR
Test Distance: 28.75 FT



REPORT NUMBER: P367414
 CATALOG NUMBER: MSA-SA2C-730-U-5NQ

Iso-Footcandle Lines of Horizontal Illumination

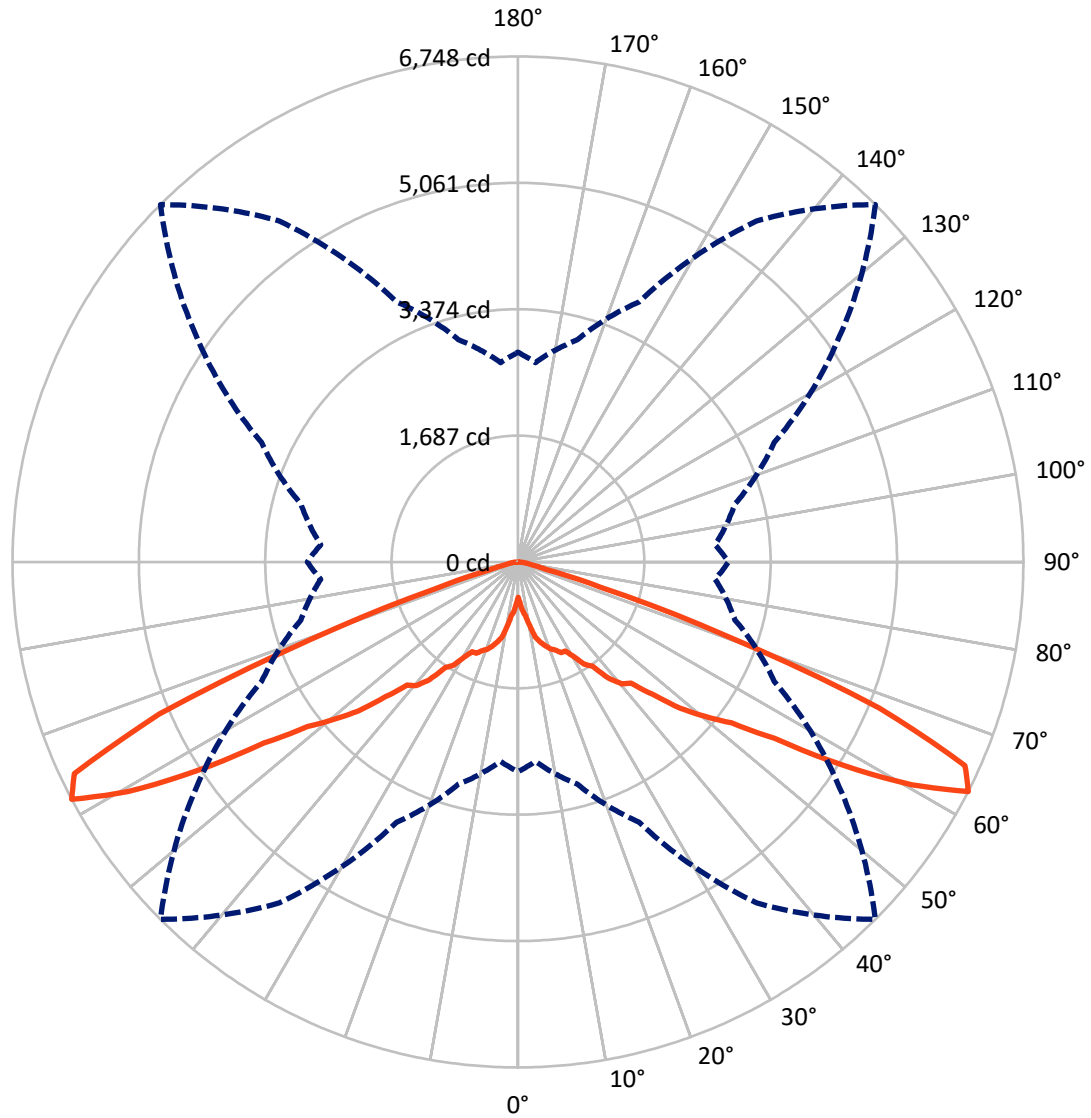
× Max cd
 - - - 1/2 Max cd



Based on 25 foot mounting height. Maximum calculated value = 2 fc
 Type V - Short - N/A

REPORT NUMBER: P367414
CATALOG NUMBER: MSA-SA2C-730-U-5NQ

Luminous Intensity Polar Plot



— Vertical Plane Through 45-Deg Lateral - - - Horizontal Cone Through 62.5-Deg Vertical

REPORT NUMBER: P367414

CATALOG NUMBER: MSA-SA2C-730-U-5NQ

FLUX DISTRIBUTION:

		Downward	Upward	Total
House Side	Lumens	5748.0	0.0	5748.0
	% Fixture	50.0	0.0	50.0
Street Side	Lumens	5748.0	0.0	5748.0
	% Fixture	50.0	0.0	50.0
Total	Lumens	11496.0	0.0	11496.0
	% Fixture	100.0	0.0	100.0

ZONAL LUMENS:

Zone	Lumens	% Fixture
0°-10°	70.8	0.6
10°-20°	312.4	2.7
20°-30°	654.7	5.7
30°-40°	1233.5	10.7
40°-50°	2238.8	19.5
50°-60°	3782.8	32.9
60°-70°	2827.9	24.6
70°-80°	316.4	2.8
80°-90°	58.9	0.5
90°-100°	0.0	0.0
100°-110°	0.0	0.0
110°-120°	0.0	0.0
120°-130°	0.0	0.0
130°-140°	0.0	0.0
140°-150°	0.0	0.0
150°-160°	0.0	0.0
160°-170°	0.0	0.0
170°-180°	0.0	0.0
0°-90°	11496.0	100.0
0°-180°	11496.0	100.0

Coefficient of Utilization



REPORT NUMBER: P367414

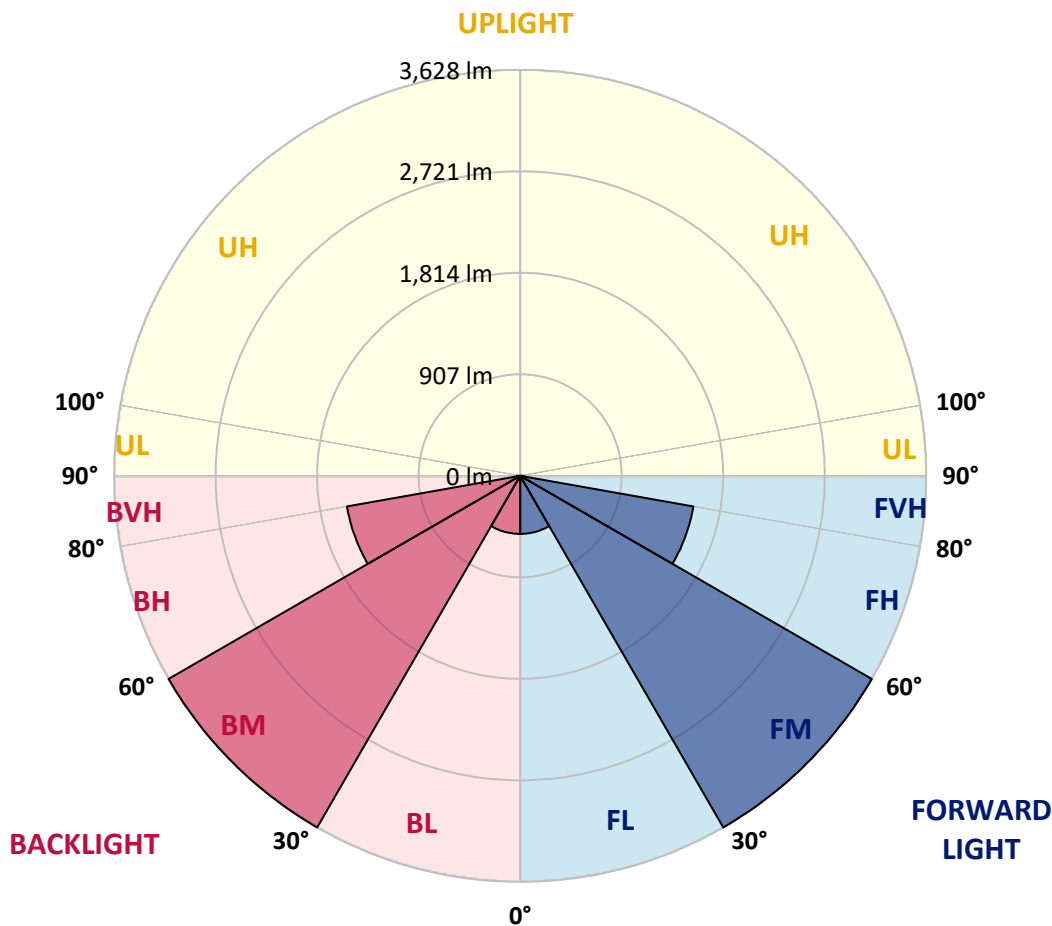
CATALOG NUMBER: MSA-SA2C-730-U-5NQ

LUMINAIRE CLASSIFICATION SYSTEM LUMEN TABLE AND BUG RATING:

Zone	Lumens	% Fixture	Zone Rating/Lumen Limit		
			B	U	G
FL (0°-30°)	518.9	4.5			
FM (30°-60°)	3627.5	31.6			
FH (60°-80°)	1572.1	13.7			G1/1800
FVH (80°-90°)	29.4	0.3			G1/100
BL (0°-30°)	518.9	4.5	B2/1000		
BM (30°-60°)	3627.5	31.6	B3/5000		
BH (60°-80°)	1572.1	13.7	B3/2500		G1/1800
BVH (80°-90°)	29.4	0.3			G1/100
UL (90°-100°)	0.0	0.0		U0/0	
UH (100°-180°)	0.0	0.0		U0/0	

BUG Rating: B3-U0-G1

Type V Short





REPORT NUMBER: P367414
 CATALOG NUMBER: MSA-SA2C-730-U-5NQ

CANDELA DISTRIBUTION (FULL):

	0°	5°	15°	25°	35°	45°	55°	65°	75°	85°	90°
0°	470.0	470.0	470.0	470.0	470.0	470.0	470.0	470.0	470.0	470.0	470.0
2.5°	571.5	561.2	525.2	537.9	551.0	549.1	545.8	536.0	527.1	564.0	571.5
5°	728.7	705.3	692.7	682.4	680.0	654.8	689.4	685.7	697.3	717.0	736.2
7.5°	854.0	832.0	798.8	791.8	753.9	725.9	755.8	792.8	804.4	840.5	862.0
10°	899.9	880.7	886.8	855.4	853.6	861.5	855.0	863.4	894.2	890.0	905.9
12.5°	1002.8	1006.0	986.4	978.4	994.3	1028.9	999.5	989.2	981.7	1013.5	1023.3
15°	1099.1	1118.3	1086.0	1080.9	1074.3	1106.6	1074.8	1090.2	1103.8	1110.3	1106.6
17.5°	1235.7	1236.6	1200.6	1143.1	1164.6	1174.9	1160.8	1134.2	1198.3	1230.5	1232.4
20°	1325.5	1328.7	1257.7	1167.9	1228.7	1238.0	1231.0	1175.3	1260.5	1314.2	1311.9
22.5°	1422.3	1411.1	1314.7	1249.2	1270.7	1276.4	1261.4	1254.4	1314.2	1412.0	1397.5
25°	1487.3	1507.9	1412.0	1369.9	1351.7	1338.6	1357.7	1361.5	1422.8	1511.6	1462.5
27.5°	1642.6	1607.0	1456.9	1472.8	1434.0	1345.6	1429.8	1476.1	1463.0	1614.5	1651.5
30°	1780.5	1781.5	1571.0	1601.4	1529.4	1457.8	1549.0	1615.9	1599.5	1793.6	1758.6
32.5°	1956.9	1963.4	1767.9	1686.5	1637.9	1624.3	1613.1	1687.0	1789.0	1946.1	1949.4
35°	2147.2	2203.3	1937.7	1852.1	1769.3	1709.5	1774.0	1876.4	1942.8	2194.0	2149.6
37.5°	2518.1	2423.6	2206.2	2045.3	1992.4	1968.6	2002.7	2062.1	2205.7	2422.2	2498.5
40°	2737.5	2711.3	2415.2	2280.5	2076.6	2140.2	2121.5	2284.3	2403.1	2726.2	2733.3
42.5°	3072.8	2940.9	2674.8	2503.6	2320.3	2209.9	2326.8	2545.2	2688.8	2962.0	3091.0
45°	3338.0	3168.7	2963.4	2833.3	2601.8	2520.0	2562.1	2841.8	3021.8	3209.4	3379.1
47.5°	3631.2	3447.9	3242.6	3011.5	2785.6	2918.9	2844.6	3090.6	3266.4	3535.4	3694.4
50°	3999.8	3796.8	3534.0	3343.1	3193.5	3240.2	3228.5	3403.9	3621.0	3866.0	4046.6
52.5°	4405.8	4176.1	3922.6	3745.4	3682.2	3566.2	3717.8	3789.8	3949.7	4174.2	4386.1
55°	4689.7	4460.0	4306.6	4363.7	4346.8	4160.7	4293.5	4301.0	4223.8	4304.7	4518.0
57.5°	4645.7	4426.3	4405.3	4620.9	4943.1	5123.2	4917.9	4476.4	4187.3	4149.5	4375.4
60°	4062.0	3874.4	4067.1	4553.5	5492.2	6040.4	5250.0	4344.0	3867.9	3671.0	3888.9
62.5°	2799.2	2672.5	3071.9	3832.4	5558.2	6748.0	5237.8	3774.8	2999.8	2642.5	2811.8
65°	1326.9	1281.0	1618.2	2429.7	4629.8	6559.1	4576.0	2554.1	1726.8	1379.3	1417.6
67.5°	499.0	476.1	594.0	1073.4	2916.1	5202.3	3076.1	1260.0	667.9	519.1	536.9
70°	283.4	267.1	282.5	391.5	1173.9	2946.5	1326.9	432.2	283.9	258.6	275.5
72.5°	223.1	210.5	212.8	236.7	405.0	1156.6	429.4	246.5	206.3	196.0	210.9
75°	184.3	173.0	172.6	185.7	236.2	375.6	242.7	188.5	167.0	159.5	171.6
77.5°	146.4	139.8	141.7	152.0	169.3	210.0	175.9	152.5	137.0	128.2	136.6
80°	107.1	106.2	113.7	123.0	126.3	141.2	131.9	123.0	109.4	96.8	100.1
82.5°	70.2	70.6	84.7	92.1	90.7	90.3	94.5	94.0	81.8	64.1	64.1
85°	40.2	41.2	51.9	58.0	57.1	45.4	59.9	60.3	52.4	38.8	37.4
87.5°	13.1	16.4	22.4	23.9	22.9	12.6	22.9	25.3	22.9	16.4	14.5
90°	0.0	0.0	0.0	0.0	0.0	0.0	0.0	0.0	0.0	0.0	0.0

(END OF REPORT)